

RoHS Compliance

WR-7UH

FEATURES

- Contactless inclination sensor, combination of a magnet, Hall Effect Sensing Element and Custom IC
- Suitable for boom angle control of construction vehicles
- Superb Temperature Characteristic
- Excellent Absolute Linearity
- Long useful life

Electrical Specifications

Electrical Tilt Angle	120 °
Output Range	5 ~ 95%Vin
Index Point	50 ± 1%Vin
Absolute Linearity	± 0.8%FS
Tilt Sensitivity	0.6 °MAX.(Including Hysteresis)
Input Voltage	DC 4.75 ~ 5.5V
Load Resistance	1M MIN.
Supply Current	30mA MAX.
Temp. Characteristics - 30°C ~ 80°C (Reference Temp. 25°C)	± 0.4%FS(= ± 0.48 °) FS = 120 °

Mechanical Specifications

Mechanical Angle	360 °Endless
Response Level	Approx. 0.5 sec.(Step Response)
Weight	Approx. 260g

Environmental Specifications

Vibration	50m / s ² 5 ~ 500Hz(6min) 3axis 2hours
Shock	500m / s ² 11ms 6axis 3times
EMS	100V/m, 200MHz ~ 1GHz
Operating Temp.	-30 ~ 80
Storage Temp.	-40 ~ 80
ESD(Case ~ Each Terminal)	± 8kV(IEC 61000-4-2)
ESD(Each Terminal)	± 8kV(IEC 61000-4-2)
IP Level	IP64

OPTIONS

- Electrical Angle: 200 ; 360 °

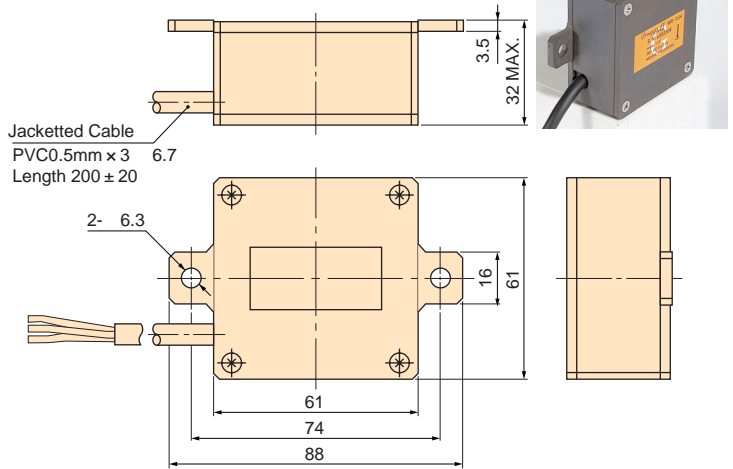
HANDLING INSTRUCTION

- In applying input Power, voltage Vin must rise to 4.5V within 0.2 seconds, otherwise, output shall be disabled(Vout=0V)
- Use this sensor in the place where is protected from ESD.
- This product may have external magnetic influence of the apparatus which generates a magnetic field.

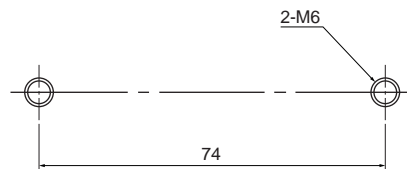


GUEMISA (Electrónica Guerra y Miró Guemisa S.L.)
 Sta. Virgilia, 29 - local - 28033 Madrid (Spain)
 Tlfno.: (034) 91 764 21 00 Fax.: (034) 91 764 21 32
 Email.: ventas@guemisa.com Web.: www.guemisa.com

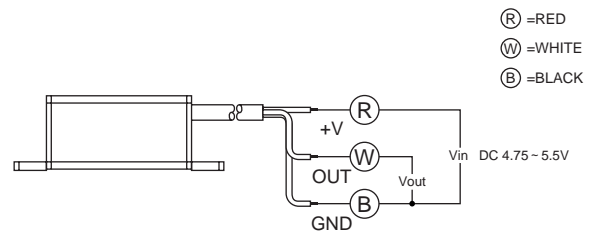
DIMENSION (mm)



MOUNTING



SCHEMATIC



Red, White and Black indicate harness colors

OUTPUT CHARACTERISTICS

